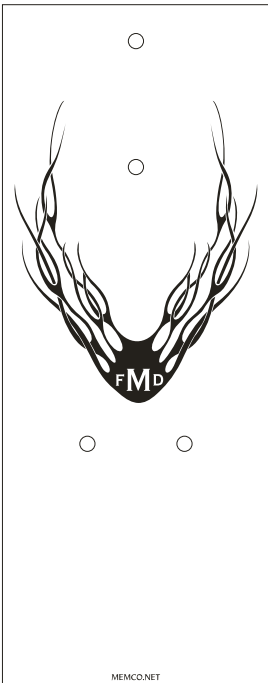



Standard Backsplash Layouts

Each may be customized with your monogram, badge or engine number.
All backsplashes measure 5.5" x 14" and are pre-punched for mounting hardware.

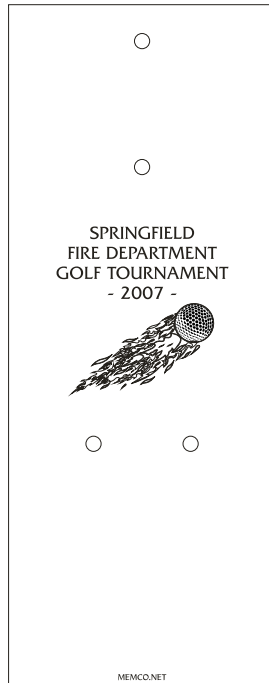
Backsplashes are available in your choice of red, black or blue aluminum with silver color engraving.



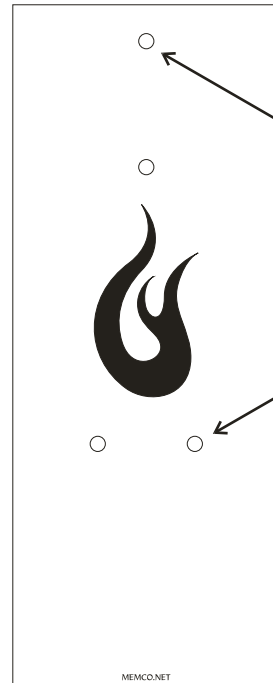
STYLE 1



STYLE 2



STYLE 3




STYLE 4


PRE-PUNCHED MOUNTING HOLES. SCREWS INCLUDED WITH BOTTLE OPENERS AND CAPCATCHERS.



STYLE 5




STYLE 6



STYLE 7



STYLE 8



STYLE 9